


GRAVITY SEPARATORS




“THE USER FRIENDLY GRAVITY SEPARATOR”

LMC

LEWIS M. CARTER

MANUFACTURING CO., INC.



Multi lights discharges give exacting control when adjusting light product discharge.

The LMC Gravity Separator is available in five sizes, the Model 241, Model 401, Model 641, Model 642 and the Model 681. Each model is a precision design and is constructed according to strict engineering specifications. Equipped with the same exclusive features, the only differences between each model are their sizes and capacities. Naturally, one would expect any gravity separator to separate products according to the specific gravity, but the important point is the completeness of the separation. Only with LMC Total Gravity Separator can you obtain an exact and distinct product separation. Gone are the blends seen on other gravity separators.

LMC units are designed and fabricated by craftsmen, people who have been building gravity separators for over fifty years. People who are dedicated to offering the most durable and reliable equipment on the market. The expertise of our people is accompanied by the very best in engineering design, components and parts. When materials for LMC machinery are selected, only the highest quality components and parts are chosen. LMC's quality control constantly monitors each machine through the assembly process to ensure conformity to LMC's exacting standards. All this, combined with LMC's research and development programs, assure that LMC provides the most modern equipment available.



Counterbalanced construction greatly reduces vibrations that can shorten machine life.



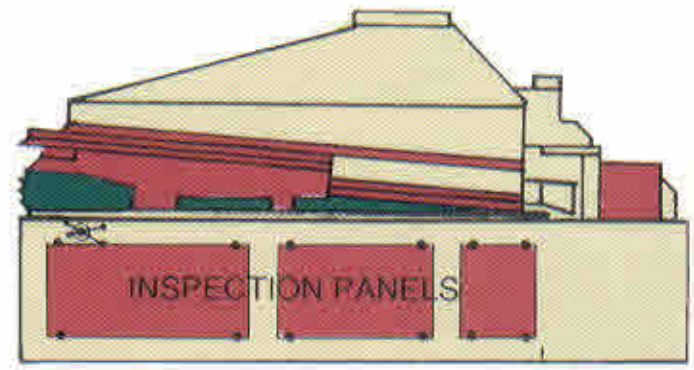
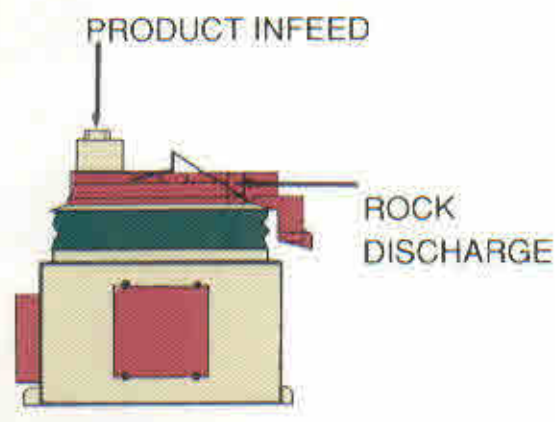
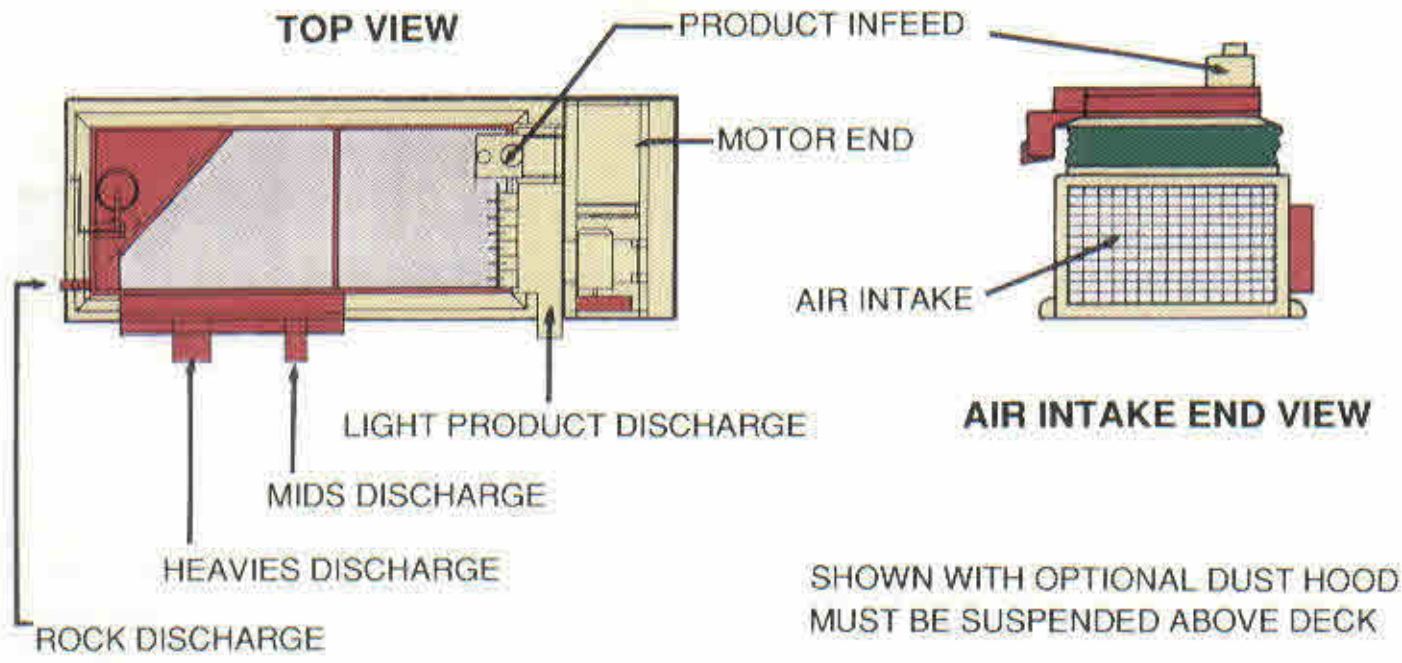
Automatic Discharge senses fluctuations in the product flow and automatically adjusts the rate of discharge, maintaining a constant product depth on the deck. With this system a constant separation is maintained.



Ripple Deck design gives the deck covering more traction for the separating process. The ripple deck helps to provide complete and distinct product separation.



Cross Section of Screen



DISCHARGE END VIEW

SIDE VIEW

Whatever you are processing, as long as it is a dry flowable product, LMC has the Gravity Separator to fit your particular needs. Let us show you your product being separated in our fully equipped lab.

Product Capacity Specifications

MODEL	SMALL SEED	MEDIUM SEED	LARGE SEED	HEIGHT	WIDTH	LENGTH	WEIGHT	ENERGY
241	18 BU/HR 490 KG/HR	40 BU/HR 1089 KG/HR	50 BU/HR 1361 KG/HR	54 1/4" 138 CM	48 1/2" 123 CM	91" 231 CM	1660 LBS 748 KG.	3 HP 2 KW
401	55 BU/HR 1497 KG/HR	128 BU/HR 3484 KG/HR	160 BU/HR 4355 KG/HR	58 1/2" 149 CM	64 1/4" 163 CM	116 1/4" 295 CM	2350 LBS 1066 KG.	5 HP 4 KW
641	85 BU/HR 2313 KG/HR	200 BU/HR 5443 KG/HR	250 BU/HR 6804 KG/HR	65 1/4" 166 CM	78 1/2" 199 CM	131 1/4" 333 CM	3550 LBS 1610 KG.	10 HP 7.5 KW
642	102 BU/HR 2776 KG/HR	240 BU/HR 6532 KG/HR	300 BU/HR 8185 KG/HR	65 1/4" 166 CM	78 1/2" 199 CM	146 1/4" 371 CM	3990 LBS 1810 KG.	15 HP 11 KW
681	170 BU/HR 4827 KG/HR	400 BU/HR 10,885 KG/HR	500 BU/HR 13,608 KG/HR	69 1/2" 177 CM	97 3/4" 248 CM	173 1/4" 440 CM	6000 LBS 2722 KG.	20 & 2 HP 15 & 1.5 KW

****NOTE:** Capacities of Gravity Separators vary according to the differences in the specific gravity and particle size of commodities being separated. Capacities will vary depending upon how close a separation is required.